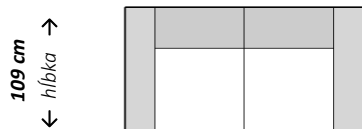
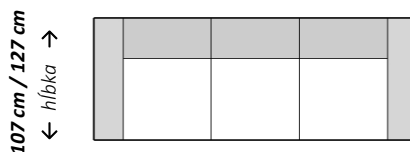


Dvojsed



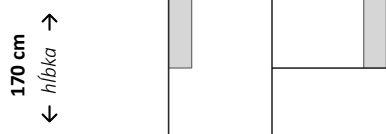
← šírka →
206 cm

Trojsed



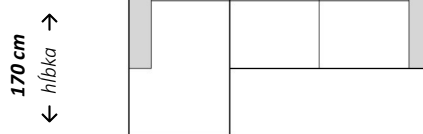
← šírka →
226 cm

Rohová zostava s longchairom




← šírka →
206/ 216/ 226 cm

Rohová zostava s longchairom



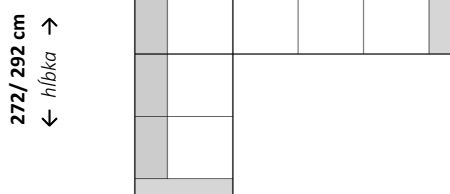
← šírka →
266/ 286 cm

Rohová zostava s longchairom



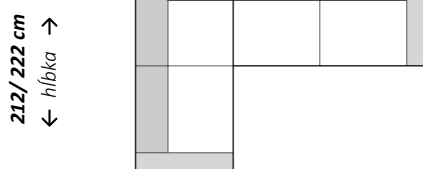
← šírka →
326/ 366 cm

Rohová zostava



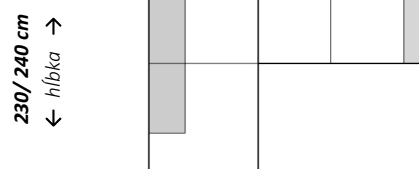
← šírka →
332/ 362 cm

Rohová zostava



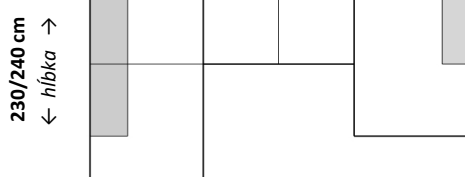
← šírka →
272/ 292 cm

Rohová zostava s otomanom



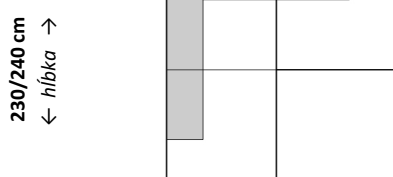
← šírka →
272/ 292 cm

Zostava U



← šírka →
332/ 362/ cm

Rohová zostava



← šírka →
230/ 240 cm

Doplňujúce údaje:

Nastaviteľné opierky hlavy
nohy jaseň prírodnej dub alebo orech ca-
naletto